

VT835

3U ATCA Hybrid Chassis with 8 AMCs (Mid-size)



VT835

Key Features

- 19" rack mount 3U ATCA Hybrid AMC Chassis
- 1x ATCA slot, 8 mid-size AMC slots and 2x ATCA RTM slots
- 40G or 10G fabric across the backplane
- x8 PCIe Gen3, x4 SRIO Gen3, or Layer 2 / 3 managed 10GbE / 40GbE dual XAU1
- Redundant push / pull cooling configuration
- Integrated dual shelf managers, switch and AMC carrier
- Full redundancy for all FRUs
- Redundant AC or DC Power Modules
- ESD Jack

Benefits

- Combines the processing power of AdvancedTCA with the versatility of MicroTCA in one chassis
- Unprecedented performance density with 1 ATCA and 8 mid-size AMC in 3U height
- High power supported for ATCA and AMC slots (400W)
- Superior shelf management solution from VadaTech
- Full system supply from industry leader
- AS9100 and ISO9001 certified company

AdvancedTCA®

40G



vadatech
THE POWER OF VISION



VT835

The VT835 offers unprecedented performance density with 1 ATCA node slot and 8 mid-size, single width AMCs in 3U height. Typically, only 4 mid-sized AMCs can fit on an ATCA carrier, with VadaTech's unique design, 8 AMCs can fit in a single chassis to provide AMC's versatility of processors, FPGAs, storage, graphics, I/O options and much more. Double-width AMCs can also be implemented.

The two slots support modules up to 400W, allowing the use of a high power host processor and AMC. Additional I/O is available through two standard ATCA RTMs. The VT835 has full redundancy support for all FRUs, including dual Shelf Managers.



Figure 1: VT835

Power Supply

The VT835 is capable of providing single input power or redundant input power.

Cooling and Temperature Sensors

The VT835 has intelligent Cooling Units. The cooling airflow is from right to left. The removable air filter has a switch to detect its presence and can be monitored for when it needs to be replaced.

There are temperature sensors in the chassis that monitor the intake and the outtake air temperature throughout the chassis.

Shelf Input/Output


RTM (Rear Transition Module) are available per slot including the Switch/Shelf Manager slots.

Scorpionware™ Software

VadaTech's Scorpionware software can be used to access information about the current state of the Shelf or the Carrier, obtain information such as the FRU population, or monitor alarms, power management, current sensor values, and the overall health of the Shelf. The software GUI is very powerful, providing a Virtual Carrier and FRU construct for a simple, effective interface.

Chassis Configuration

Front View



Rear View



Figure 2: VT835 Chassis Layout

Block Diagram

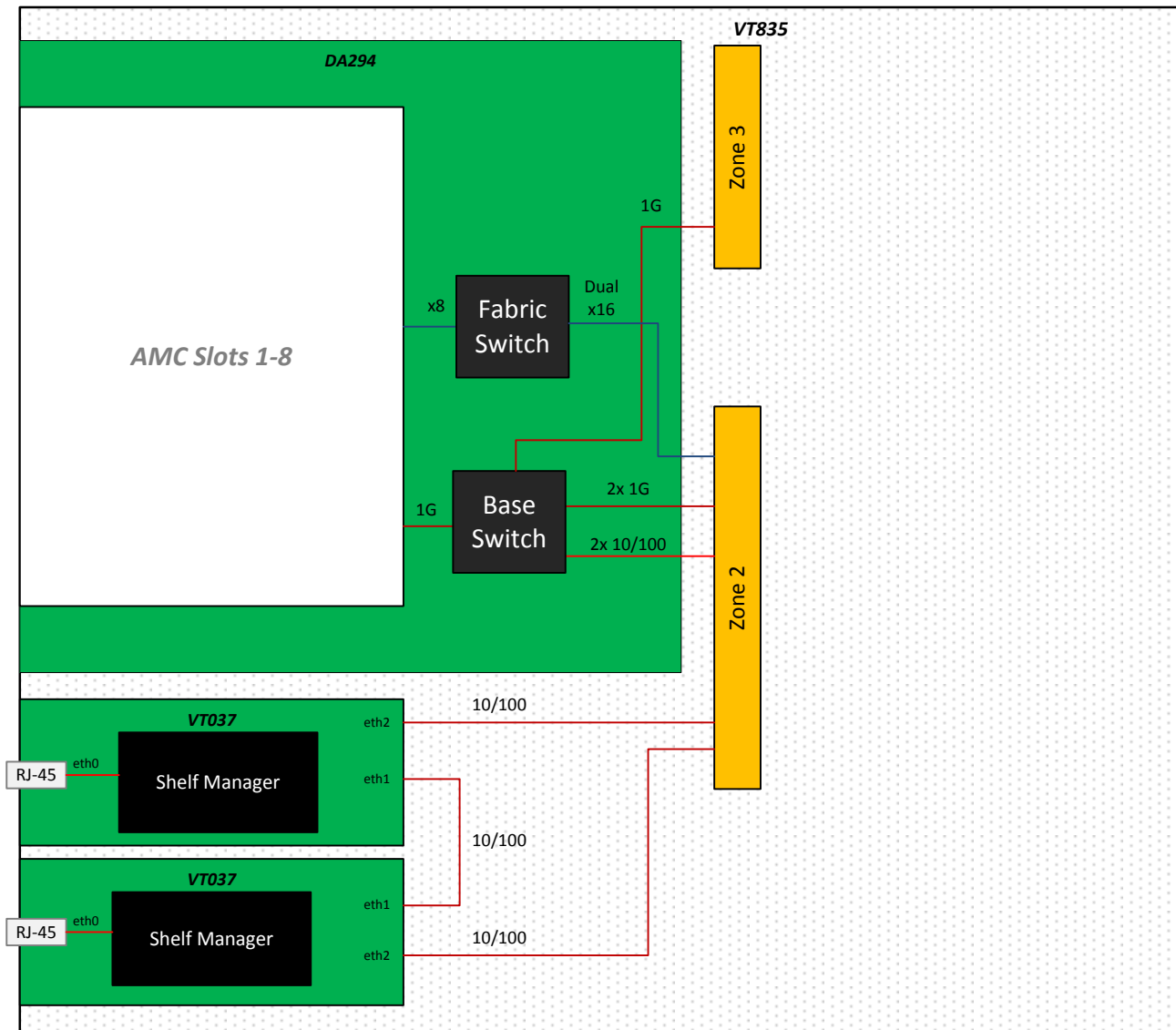


Figure 3: Functional Block Diagram

Carrier Options

The following illustrations show various carrier options with its associated fabrics (Ordering option C).

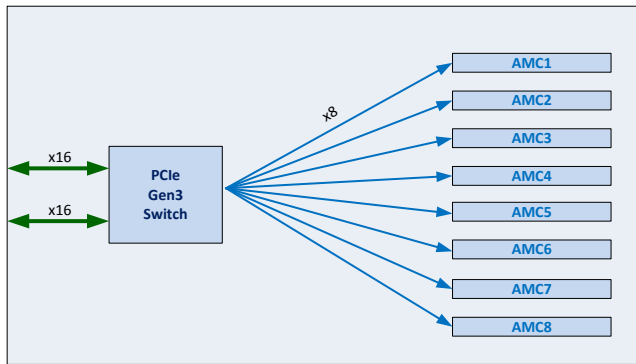


Figure 4: Option C = 1

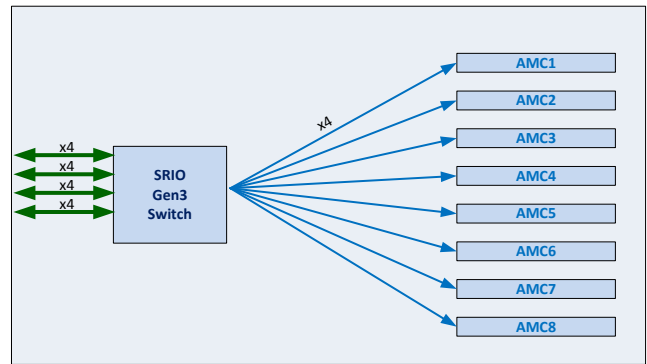


Figure 5: Option C = 2

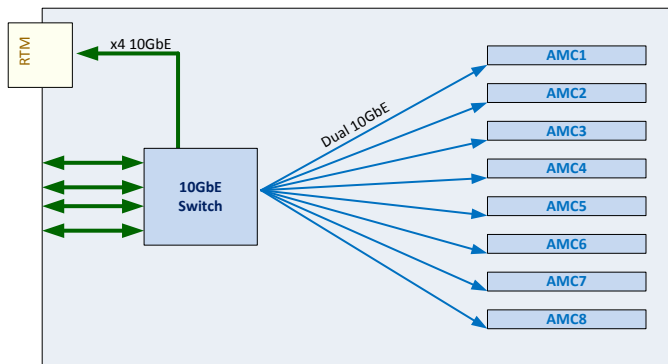


Figure 6: Option C = 3

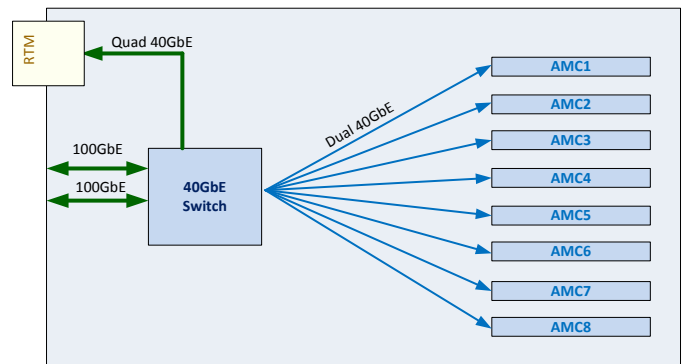


Figure 7: Option C = 4

Specifications

Architecture		
Physical	Dimensions	Height: 3U
		Width: 19"
		Depth: 15.3"
Type	ATCA Hybrid Chassis	1 Slot for ATCA node, 8 mid-size AMC slots (special carrier)
Standards		
ATCA	Type	PICMG 3.0 Rev 3.0
AMC	Type	AMC.0, AMC.1, AMC.2, AMC.3 and AMC.4
Configuration		
Power	VT835	1000 W, Universal AC or –36 to –75 VDC input
Environmental	Temperature	Operating: 0° to 55° C
		Storage Temperature: –40° to +70°C
	Altitude	10,000 ft operating 40,000 ft non-operating
	Relative Humidity	5 to 95 per cent, non-condensing
Conformal Coating		Humiseal 1A33 Polyurethane (Optional)
		Humiseal 1B31 Acrylic (Optional)
Other		
MTBF	MIL Hand book 217-F@ TBD hrs	
Certifications	Designed to meet FCC, CE and UL certifications, where applicable	
Standards	VadaTech is certified to both the ISO9001:2000 and AS9100B:2004 standards	
Warranty	Two (2) years	

INTEGRATION SERVICES AND APPLICATION-READY PLATFORMS

VadaTech has a full ecosystem of ATCA and μ TCA products including chassis platforms, shelf managers, AMC modules, Switch and Payload Boards, Rear Transition Modules (RTM), Power Modules, and more. The company also offers integration services as well as pre-configured Application-Ready Platforms. Please contact VadaTech Sales for more information.

Ordering Options

VT835 – ABC-000-0HJ

A = Power Module		
0 = Single (AC) 1 = Dual (redundant AC) 2 = Single (DC) 3 = Dual (redundant, DC)		
B = Shelf Managers		H= Temperature Range
0 = Single 1 = Dual (redundant))		0 = Commercial 1 = Industrial
C = Carrier Fabric*		J = Conformal Coating
0 = Reserved 1 = PCIe Gen3 x8 to each AMC 2 = SRIO Gen3 x4 to each AMC 3 = 10GbE Layer 2 (Dual XAUI) 4 = 40GbE Layer 3 (Dual XAUI / KR)		0 = None 1 = Humiseal 1A33 Polyurethane 2 = Humiseal 1B31 Acrylic

* See [Carrier Options](#) for each option with its associated Fabrics.

Related Products

AMC735



- Cavium OCTEON CN67xx Multi-Core
- Core processors rom 8 to 16 and Speeds from 800 MHz to 1.5 GHz
- Dual SFP+ socket supporting 10GbE

ATC807



- AdvancedTCA open standard form factor
- Managed Layer 2 10GbE and 1GbE switch
- 10GbE to the Fabric channel

AMC534



- Altera Stratix V GT FPGA in FFG-1517 package
- Dual zQSFP+ ports to the front panel
- Front panel Port 0 at 100G, Port 1 at up to 40G

Contact

VadaTech Corporate Office

198 N. Gibson Road, Henderson, NV 89014

Phone: +1 702 896-3337 | Fax: +1 702 896-0332

Asia Pacific Sales Office

7 Floor, No. 2, Wenhui Street, Neihu District, Taipei 114, Taiwan

Phone: +886-2-2627-7655 | Fax: +886-2-2627-7792

VadaTech European Sales Office

VadaTech House, Bulls Copse Road, Southampton, SO40 9LR

Phone: +44 2380 016403

info@vadatech.com | www.vadatech.com

Choose VadaTech

We are technology leaders

- First-to-market silicon
- Constant innovation
- Open systems expertise

We commit to our customers

- Partnerships power innovation
- Collaborative approach
- Mutual success

We deliver complexity

- Complete signal chain
- System management
- Configurable solutions

We manufacture in-house

- Agile production
- Accelerated deployment
- AS9100 accredited



vadatech
THE POWER OF VISION

Trademarks and Disclaimer

The VadaTech logo is a registered trademark of VadaTech, Inc. Other registered trademarks are the property of their respective owners. AdvancedTCA™ and the AdvancedMC™ logo are trademarks of the PCI Industrial Computers Manufacturers Group. All rights reserved. Specification subject to change without notice.

© 2017 VadaTech Incorporated, All rights reserved.
DOC NO. 4FM737-12 REV 01 | VERSION 3.1 – OCT/17