


**TAMC532-TM 32 x Analog-In MTCA.4  $\mu$ RTM for Class A2.1****Application Information**

The TAMC532-TM is a MTCA.4 compliant Micro Rear Transition Module for the TAMC532. Eight RJ45 connectors are used as input connectors for the 32 differential analog inputs of the TAMC532 TM.

Each of the 32 differential analog inputs is connected to its own filter block.

The filter block consists of an input Buffer with programmable gain, a Gaussian shaping amplifier with programmable shaping time and an output buffer with adjustable baseline shift. The Pole-Zero compensation is adjustable by use of a digital potentiometer. This is ideal for readout of charge sensitive preamplifiers.

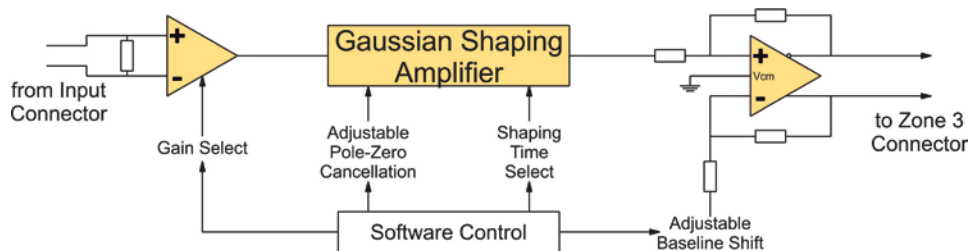
The baseline shift is useful if the input signal is always positive (or negative). It allows to increase the gain and to make better use of the ADC input voltage range.

All settings are common for groups of 8 inputs.

The output of the filter block is accessible by the AMC via Zone 3.

A Clock input is available in the TAMC532-TM front panel as well. A coaxial connector is used to feed the single-ended signal into the TAMC532-TM. After a single-ended to LVDS conversion, the signal is connected to Zone 3, RTM\_CLK0.

Zone 3 pin assignment and the  $\mu$ RTM management implementation are MTCA.4 compliant and comply with Zone 3 Classification Recommendation according to Class A2.1.

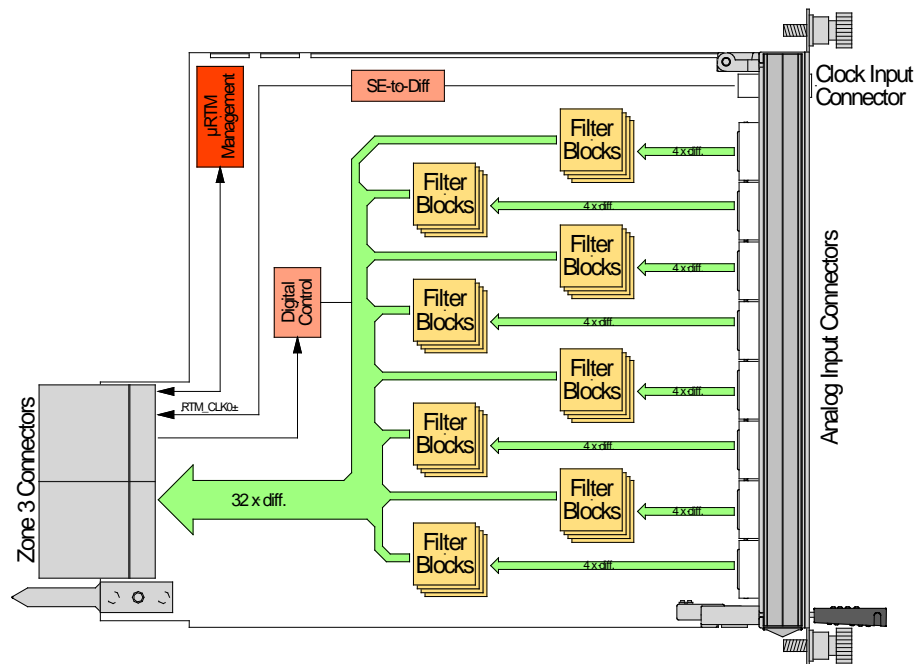


TAMC532-TM ( $\mu$ RTM) Analog Input Circuit (1 of 32 shown)

## The Embedded I/O Company

### Technical Information

- Form Factor: PICMG MTCA.4 Rear Transition Module
  - Board size: Double Mid-Size
- 32 Analog Input Channels
  - Input connectors: 8 x RJ45
  - Differential input signals
  - Individual filter block for each channel
    - Selectable gain (1, 2, 5, 10)
    - Selectable shaping time (100ns, 1μs, 10μs)
    - Adjustable pole-zero compensation (256 Tap Potentiometer)
- Adjustable baseline shift (12 Bit DAC)
- Management
  - MTCA.4 compatible IPMI support
  - According to Class A2.1
- Front Panel LEDs:
  - Blue Hot-Swap LED
  - Red Fail LED
  - Green User LED
- MTCA.4 Zone 3 pin assignment according to Class A2.1



### Order Information

#### RoHS Compliant

**TAMC532-TM-10R** 32 x Analog-In MTCA.4 μRTM for Class A2.1

#### Documentation

**TAMC532-DOC** User Manual